

DATA SHEET

ROYAL thermostatic valve simple




APPLICATION

Thermostatic valve series ROYAL (straight) are designed to be mounted on the radiators (or decorative bathroom) tower with a thermostatic head central heating of the power cord regulate the amount of heating medium flowing into the radiator. By increasing the amount of hot water supplied to the radiator valve raises the temperature in the room and reducing the amount of water entering temperature decreases.

Such control allows to maintain a comfortable temperature in the room, regardless of weather conditions prevailing outside, and at the same time contributes to a significant reduction in heating costs by reducing energy consumption.

ROYAL valves cooperate with heads of Prestige GS.02 (recommended), GS.05 Plus and Classic GH.03.



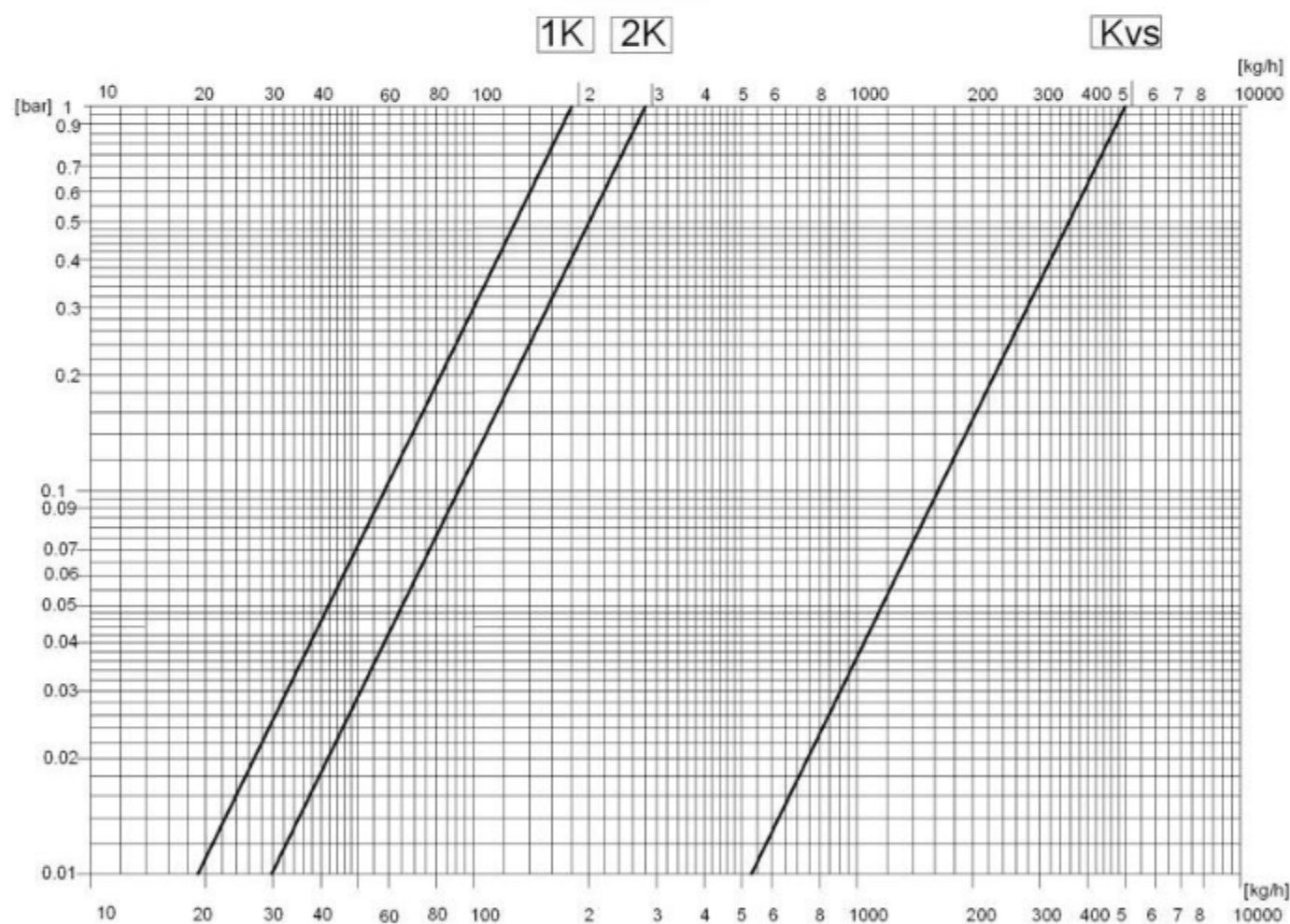
SPECIFICATION

Working temperature	120 °C
Nominal pressure	1MPa
Heating factor	water
Max. pressure difference	0.06MPa
Test pressure	1.5 MPa
Mounting	M30x1,5
Radiator connector	R ½

CONSTRUCTION

In order to reduce production costs in a series of thermostatic valves ROYAL abandoned presetting. A flow control can be realized by providing a valve shut-off.

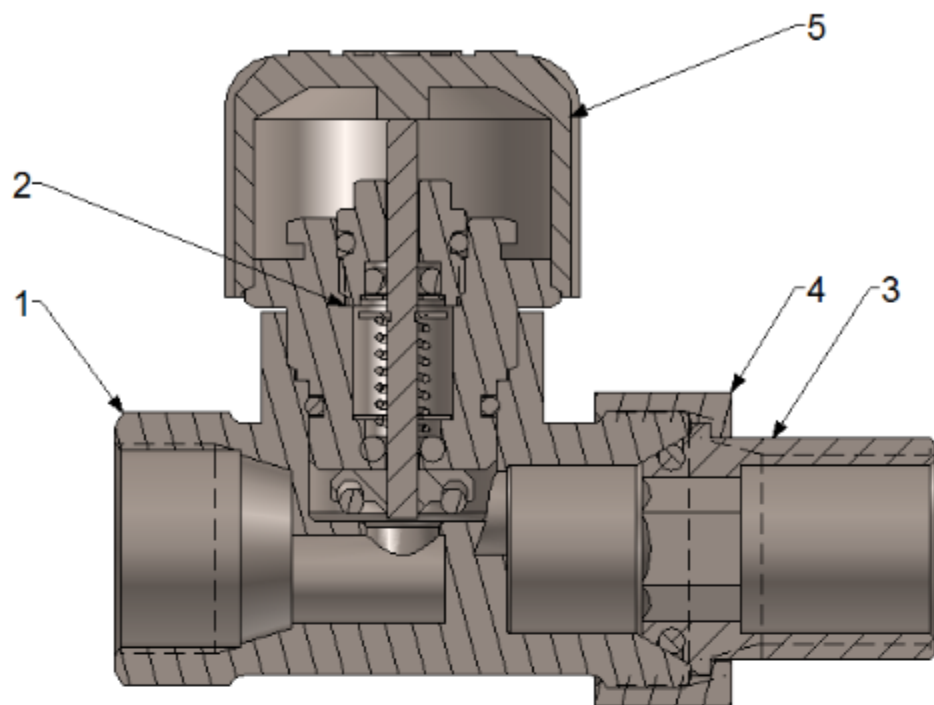
Diagram przepływów dla zaworów serii "ROYAL"



The degree of opening the valve	1K	2K	KVS
KV	0,18	0,27	0,50

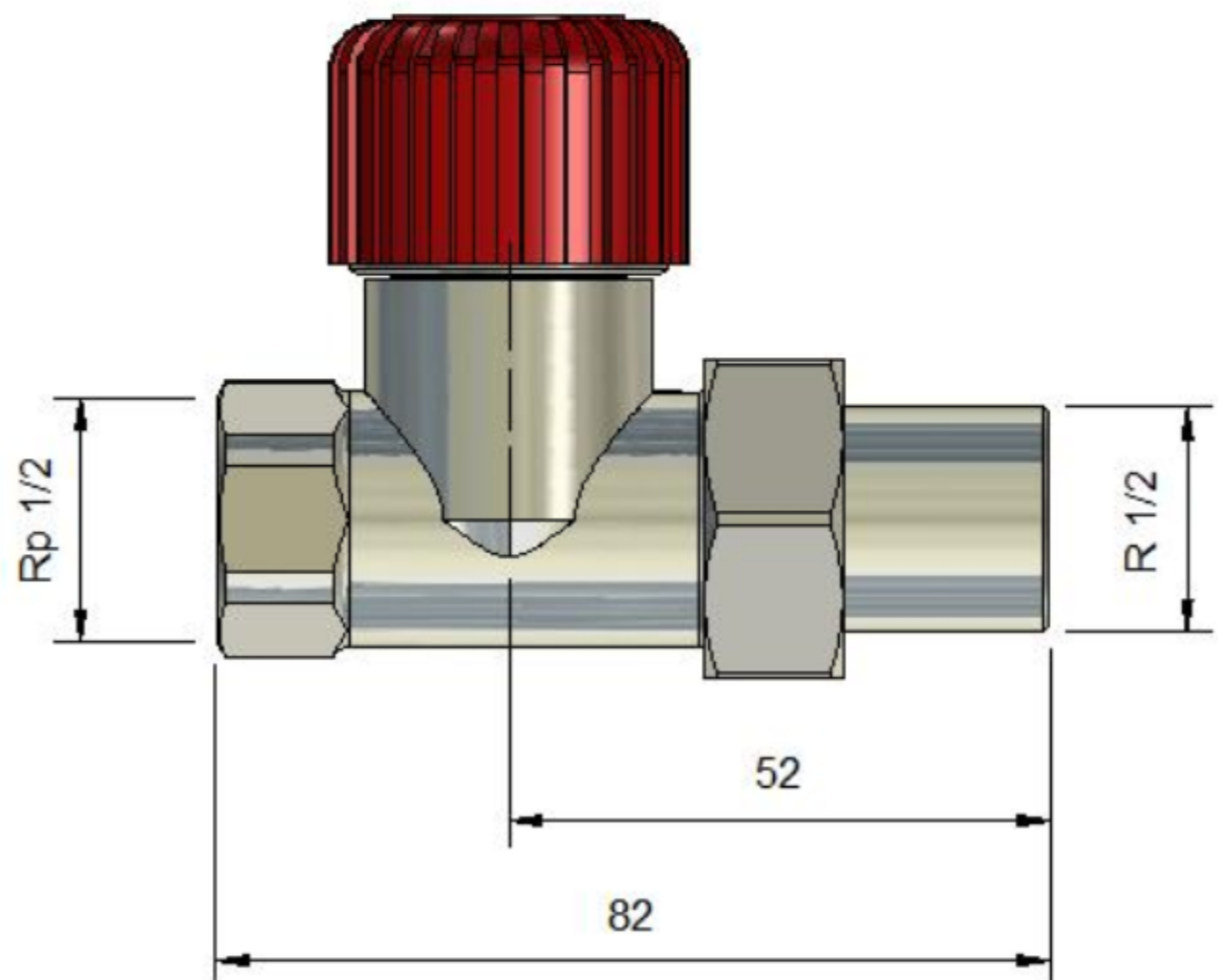
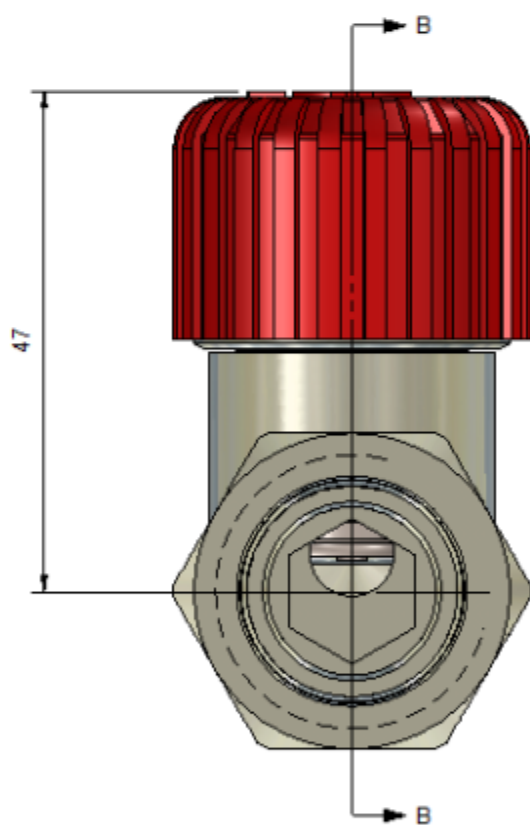
Construction of a ROYAL thermostatic valve

1. Straight closure body
2. Contribution of complete
3. The end fitting complete
4. The nut connector
5. Rotary



DIMENSIONS

ROYAL thermostatic valve






PERFORMANCE

All color performance available on www.varioterm.pl

ACCESSORIES CONNECTION

(useful for connecting the valve trim and aesthetic installation)

	Rosettes masking 1/2 "or 3/4"
	Extension GZ 1/2 "male thread on 1/2" (various lengths)
	Extension GZ 1/2 "to the GW 1/2" (various lengths)